


---

**嶼種譚種咽偵靠整榛窗蹉躄弘鈴**

**600796**

**2013 藝藝掾殮沦**



## 蚰斫禅岐

.....	3
.....	4
.....	6
.....	8
.....	23
.....	27
.....	32
.....	39
.....	44
.....	46
.....	120



	Zhejiang Qianjiang Biochemical Co., Ltd
	QJBIOCH

	598 7	598 7
	0573-87038237	0573-87038237
	0573-87035640	0573-87035640
	qjbioch@600796.com	qjbioch@600796.com

	598 7
	314400
	598 7
	314400
	<a href="http://www.600796.com">http://www.600796.com</a>
	qjbioch@600796.com

	<a href="http://www.sse.com.cn">www.sse.com.cn</a>

A			600796

( )

( )

2011

( )

2012

( )

,  
,


PO" : K

( )

	2013	2012	(%)	2011
	482,120,870.14	445,941,810.72	8.11	558,968,655.36
-	30,644,443.31	17,625,949.11	73.86	10,036,872.15

013

---

	22,031,494.94		204,908,901.25	7,083,773.74
	1,380,010.42		362,000.00	366,981.71
	87,526.13			
			245,167.12	
	22,639.89			
	9,971,028.55		15,050,192.2	9,282,037.35
	-1,119,875.95		-592,087.54	447,012.18
	191,587.58		-153,793,804.96	
	141,536.55		73,777.17	-165,484.6
	-3,465,885.32		-9,976,485.15	-3,956,302.76
	28,957,257.14		56,093,809.11	17,633,780.37



2013

		48,212.09		44,594.18	8.11%
2,366.14		-8,820.67		126.82%	
3,064.44		1,762.59		73.86 %	
	5.13%	99.82%			6.45 %
				298,727,706	

2013

863

(3)

	( )	(%)
1	4,222.22	8.76
2	2,036.28	4.22
3	1,803.87	3.74
4	1,429.72	2.97
5	1,320.71	2.74
	10,812.79	22.43

3

(1)

:

		(%)		(%)	(%)
	146,760,486.61	39.88	169,086,030.75	47.79	-13.20
	21,888,198.63	5.95	15,882,087.77	4.49	37.82
	35,962,782.23	9.77	22,626,873.26	6.39	58.94
	93,578,302.66	25.42	66,254,882.60	18.72	41.24
	298,189,770.13	81.02	273,849,874.38	77.39	8.89
	48,234,604.75	13.11	61,541,123.05	17.39	-21.62
	4,897,408.11	1.33	4,614,746.29	1.30	6.13
	12,374,290.00	3.36	11,035,204.38	3.12	12.13
	3,555,368.50	0.97	1,599,898.76	0.45	122.22
	69,061,671.36	18.77	78,790,972.48	22.26	-12.35
	49,347.30	0.01	596,570.68	0.17	-91.73
	569,623.42	0.15	83,909.21	0.02	578.86
	153,824.32	0.04	301,401.31	0.09	-48.96
	38,182.99	0.01	232,964.20	0.07	-83.61
	810,978.03	0.21	1,214,845.40	0.35	-33.24
	368,062,419.52	100.00	353,855,692.26	100.00	4.01
		(%)		(%)	(%)
	87,813,826.48	23.86	133,159,702.60	37.63	-34.05
	13,620,515.32	3.70	10,803,256.94	3.05	26.08
	24,239,411.45	6.59	17,867,701.89	5.05	35.66
	76,107,056.90	20.68	52,945,596.53	14.96	43.75
	201,780,810.16	54.83	214,776,257.96	60.70	-6.05
T	25,082,034.49	6.81	21,668,774.28	6.12	15.75

		1,998,939.51	0.54	2,435,342.29	0.69	-17.92
		2,770,907.33	0.75	1,749,516.45	0.49	58.38
		4,982,558.31	1.35	5,609,977.48	1.59	-11.18
		34,834,439.63	9.45	31,463,610.50	8.89	10.71
		29,383,735.18	7.99	14,257,553.87	4.03	106.09
		6,815,743.92	1.85	2,643,488.54	0.75	157.83
		10,011,405.00	2.72	3,009,654.92	0.85	232.64
		15,363,636.25	4.17	7,699,308.59	2.18	99.55
		61,574,520.34	16.73	27,610,005.92	7.80	123.02
		47,763,942.52	12.98	60,224,399.48	17.02	-20.69
		4,877,214.10	1.33	4,470,967.11	1.26	9.09
		12,121,291.98	3.29	9,794,580.26	2.77	23.76
		1,936,568.27	0.53	1,157,207.84	0.33	67.35
		66,699,016.86	18.13	75,647,154.69	21.38	-11.83
		1,067,181.20	0.29	1,316,723.57	0.37	-18.95
		94,715.88	0.03	143,779.18	0.04	-34.12
		339,145.01	0.09	1,240,624.12	0.35	-72.66
		861,612.41	0.23	442,690.92	0.13	94.63
		2,362,654.50	0.64	3,143,817.79	0.89	-24.85
		49,347.30	0.01	596,570.68	0.17	-91.73
		569,623.42	0.16	83,909.21	0.02	578.86
		153,824.32	0.04	301,401.31	0.09	-48.96
		38,182.99	0.01	232,964.20	0.07	-83.61
		810,978.03	0.22	1,214,845.40	0.34	-33.24
		368,062,419.52	100.00	353,855,692.26	100.00	4.01

(2)

	( )	%
5	8,407.82	22.86
1	2,042.07	5.55
2	1,874.74	5.10
3	1,660.25	4.51
4	1,460.62	3.97
5	1,370.14	3.73

4

			%
	9,685,669.27	9,370,316.07	3.37
	53,339,635.72	113,531,149.59	-53.02
	24,780,474.01	44,744,488.10	-44.62
	7,473,746.93	5,690,439.20	31.34

53.02%      2012  
6,481

44.62%

31.34%

5

(1)

	17,902,496.27
	0
	17,902,496.27
%	3.24
%	3.71

(2)

5

4

6

				%
	106,755	74,234	32,521	43.81
	99,278	58,231	41,047	70.49
	50,696	18,253	32,443	177.74
	25,669	23,258	2,411	10.37
	62,748	69,705	-6,957	-9.98
	90,045	79,825	10,220	12.80
	5,156	890	4,266	479.33

30%

1	106,755	74,234	43.81%
2	99,278	58,231	70.49%
3	50,696	18,253	177.74%
4	5,156	890	479.33%

064.44

( )

1

: :

				(%)	(%)	%
	377,843,969.04	298,189,770.13	21.08	12.30	8.89	2.47
	95,723,983.75	69,061,671.36	27.85	-6.09	-12.35	5.15
	961,148.95	810,978.03	15.62	-11.12	-33.24	27.96
	474,529,101.74	368,062,419.52	22.44	7.97	4.01	2.95
				(%)	(%)	%
	276,898,817.71	201,780,810.16	27.13	5.13	-6.05	8.67
	58,263,527.31	61,574,520.34	-5.68	99.82	123.02	10.99
T	42,681,624.02	34,834,439.63	18.39	-2.85	10.71	10.00
	89,998,166.31	66,699,016.86	25.89	-6.45	-11.83	4.52
	5,725,817.44	2,362,654.50	58.74	-0.03	-24.85	13.63
	961,148.95	810,978.03	15.62	-11.12	-33.24	27.96
	474,529,101.74	368,062,419.52	22.44	7.97	4.01	2.95

2



( )

2012

1

2

" "

3

"

" "

"

2013

863

16  
4

7 2013

2013

47.17%

( )

1

2

(1)



(2)

	14,000		12									3216	3355.95
	7,000		12									400	410.67

1 2011 1 13 2011  
 14,000  
 12% 2011 2 23 2013

			12,000,000.00	33		37,430.14	37,430.14	
			11,000,000.00	34		40,986.30	40,986.30	
			6,000,000.00	35		19,561.64	19,561.64	
			7,000,000.00	33		24,049.32	24,049.32	
			7,000,000.00	37		42,575.34	42,575.34	
			5,000,000.00	33		22,602.74	22,602.74	
			12,500,000.00	34		44,246.58	44,246.58	
			27,000,000.00	90		339,534.25	339,534.25	
			13,000,000.00	34		60,547.95	60,547.95	

3

4

			(%)		( )	( )		( )
		5,000	100	5,000	10,594.93	4,935.23	0	-67.000000 0 0 Tm [(

		7,500	45	3,375	18,315.86	8,165.89	993.43	-11.02	-20.13
		6,000	40	2,400	87,273.72	21,977.73	27,652.69	5,849.51	3,703.50
		8,000	30	6,000	121,270.97	13,744.13	36,554.12	2602.04	1,295.25
		1,170	52.38	1,324.41	6,524.93	3,723.01	4,949.36	1,559.98	1,128.98
		35,000	22.86	8,000	44,142.31	17,982.58	14,038.91	-6,135.52	-6,105.50

1

2013

403.87

3

2013

5

( )

2200

200

					7
			-	GA4	
3					
	2013				16
	3-5				
( )					
2014		4.93			4.42
4.24		4,000			
	"		"		
1					
					5%
2					
					GA4
					3-5
		2-3		3-5	3-5
3					
4					

5  
1 GMP GMP " ISO " GMP

2

3

4

)  
1

2

( )

( )

( )

( )

2012 9 6 2012

2014

2013

0.30

2013

( )

( )

	10	10 ( )	10			(%)
2013	0	0.30	0		30,644,443.31	29.51
2012	0	0	0	0	17,625,949.11	0
2011	0	0	0	0	10,036,872.15	0

2  
100% ISO9001 2000 GMP  
3  
4  
" "5 2013  
50  
( )  
4,000  
ISO14001





( )  
1

2

3

			9,500	2011 4 1	2014 5 10		5.3375						

2011 3 16 2011 148,809,400.00  
95,000,000.00

( )

				( )									
			12,000	2010 11 12	2012 2 2	2013 2 1				0			

			5,000	2013 1 15	2013 1 22	2013 4 22					0		
							5,000						
A							0						
							3,000						
B							1,400						
							1,400						
A+B							1,400						
							0						
							C						
70							0						
D							0						
50							E						
C+D+E							0						
1	2013				2013								

2013

		34
--	--	----

2012  
2013

5%

5%

2011 12 31  
2011 42  
2011 7  
30  
298,727,706.00  
2013 12 31  
2013 6 25  
2013 12 31  
2014 6 30  
2  
2002 12 25  
2003 1 27  
700  
100  
1,000  
2004 2013  
2013 12

( )  
1

		(%)							(%)
1									
2									
3									
	301,402,144	100						301,402,144	100
1	301,402,144	100						301,402,144	100
2									
3									
4									
	301,402,144	100						301,402,144	100

2

( )

( )                      3

( )

( )

( )

			43,645	5		41,681
		(%)				
		33.30	100,378,762	0	0	
		0.8	2,400,000	-100,000	0	
		0.52	1,566,841	0	0	
		0.38	1,132,583	0	0	
		0.33	1,000,000	200,000	0	
		0.30	900,000	900,000	0	

		0.29	880,000	0	0	
		0.26	784,871	784,871	0	
		0.25	754,999	754,999	0	
		0.23	689,100	689,100	0	
			100,378,762			
			2,400,000			
			1,566,841			
			1,132,583			
			1,000,000			
			900,000			
			880,000			
			784,871			
			754,999			
			689,100			

( )  
1

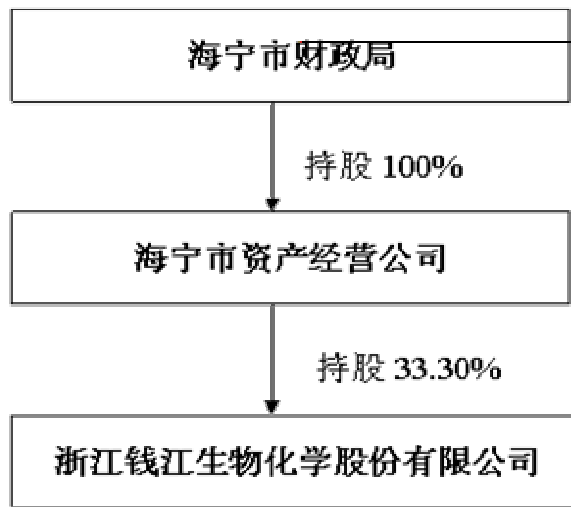
	1996 12 16
	72006083-7
	20
	2013 7,889.57
	2013 160.07 58.75
	36.69%

( )

1

	1994 9 1
	00256056-2

1





( )

			45	2013 6 20	2016 6 19	880,000	880,000	0		41.85	0
			50	2012 2 24	2013 6 29	0	0	0		0	0
			42	2013 6 20	2016 6 19	0	0	0		0	0
			51	2013 6 20	2016 6 19	214,500	214,500	0		34.91	0
			54	2013 6 20	2016 6 19	308,000	308,000	0		34.91	0
			45	2013 6 20	2016 6 19	444,400	444,400	0		34.78	0
			56	2013 6 20	2016 6 19	302,489	302,489	0		26.39	0
			62	2010 6 29	2013 6 29	0	0	0		3	0
			57	2013 6 20	2016 6 19	0	0	0		6	0
			55	2013 6 20	2016 6 19	0	0	0		6	0
			49	2013 6 20	2016 6 19	0	0	0		3	0
			51	2013 6 20	2016 6 19	205,000	205,000	0		34.59	0

			49	2013 6 20	2016 6 19	183,532	183,532	0		31.03	0
			50	2013 6 20	2016 6 19	5,500	5,500	0		12.5	0
			46	2013 6 20	2016 6 19	0	1,000	1,000		22.7	0
			34	2013 6 20	2016 6 19	1,100	1,100	0		19.2	0
			47	2013 6 20	2016 6 19	0	0	0		10.15	0
			58	2010 6 29	2013 6 29	1,132,583	1,132,583	0		15.25	0
			58	2010 6 29	2013 6 29	201,300	201,300	0		9.11	0
			50	2010 6 29	2013 6 29	414,696	414,696	0		11.71	0
			59	2010 6 29	2013 6 29	0	0	0		16	0
	/	/	/	/	/	4,293,100	4,294,100	1,000	/	373.08	0

2013 6 20 2013

2013

( )


( )

			2013 12 23	2016 12 22
			2010 12 30	
			2012 2 21	2015 2 20
			2003 2 15	
			2005 11 4	

			2013 1 24	2016 1 23
			2011 6 18	
	QJ BIO CHEMICAL CO.,LTD		2008 7 7	
			2013 1 24	2016 1 23
			2013 9 16	2016 9 15
			2013 1 24	2016 1 23
			2013 12 23	2016 12 22
			2013 9 16	2016 9 15
	QJ BIO CHEMICAL CO.,LTD			
			2013 9 16	2016 9 15
			2013 12 23	2016 12 22
			2005 11 4	
			2013 12 23	2016 12 22
			2013 9 16	2016 9 15
			2012 3 18	

			2005 11 17	
--	--	--	------------	--

	2013 6 20 2013		2013 11 21
			373.08
			373.08


	391
	35
	153
	15
	34
	628
	63
	151
	370
	44
	628

( )

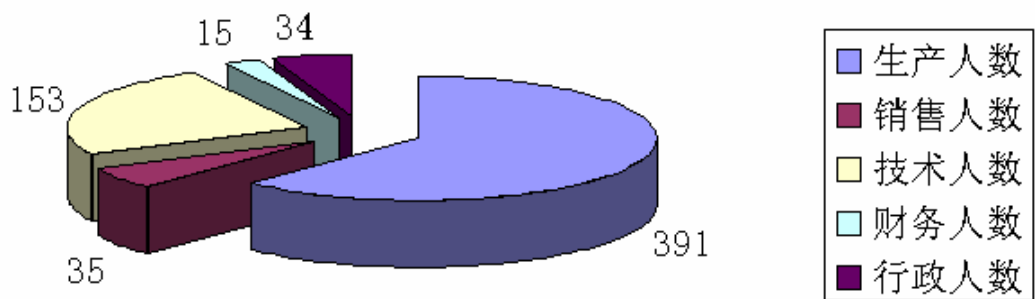
( )

2013

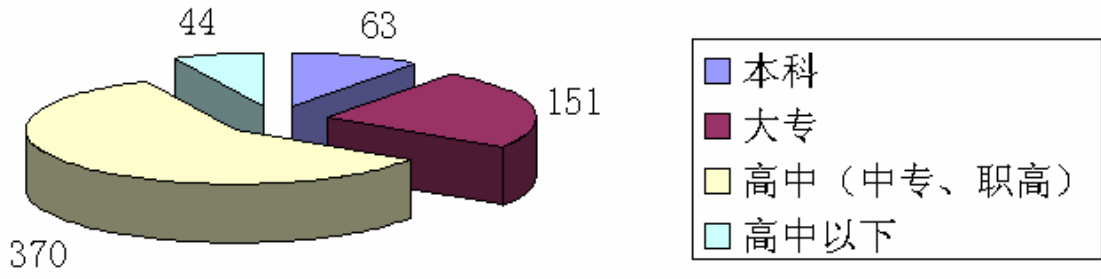
200

700

( )



( )



( )

	0
	0

2013 6 20 2013

3

2013 11 21 <sup>1/3</sup> 2013

2010 211

2013 6 3

1

2

3

4

5

6



[2012]37

2012

7

2013

2012	2013 4 18	2012	www.sse.com.cn	2013 4 19	
		2012			
		2012			
		2012			
		2013			
		2012			

2013	2013 2 26			www.sse.com.cn	2013 2 27
2013	2013 4 3				

		11	10	1	0	0		5
		11	10	1	0	0		5
		11	10	1	0	0		5
		11	10	1	0	0		5
		6	3	3	0	0		4
		11	10	1	0	0		5
		11	10	1	0	0		5
		5	5	0	0	0		1

	11
	8
	1
	2

( )

2013  
2013

1

2013 5 22 2013 6 19

2

2010

2013

---

2014

1



2014 2858

2013 12 31

2013

1

2

2013 12 31

2013

2013 12 31

:

: :

		135,050,597.28	100,545,738.50
		45,286,386.56	29,974,859.47
		65,294,923.57	67,516,263.65
		2,388,112.00	6,222,979.38
			493,248.88
			169,112.85
		20,108,109.72	119,279,796.86
		164,603,924.85	124,928,638.28



		240,740,000.00	310,324,000.00
			10,000,000.00
		65,248,037.07	69,538,528.01
		3,541,340.11	9,044,214.91
		49,429,073.31	55,568,505.95
		6,838,323.26	8,375,348.11
		458,410.93	9,561,813.59
		362,128.00	334,272.00
		53,527,133.89	5,475,354.47
		17,431,656.27	
		14,471,385.30	140,000,000.00
		452,047,488.14	618,222,037.04
		116,167.47	50,643,398.78
		724,534.69	751,632.11
		135,831,199.23	144,352,392.47
		136,671,901.39	195,747,423.36
		588,719,389.53	813,969,460.40
		301,402,144.00	301,402,144.00
		37,580,839.09	37,580,839.09
		73,307,510.04	70,631,647.66
		121,044,834.58	93,076,253.65
		-522,389.72	-625,817.38
		532,812,937.99	502,065,067.02
		19,459,322.57	16,080,079.39
		552,272,260.56	518,145,146.41
		1,140,991,650.09	1,332,114,606.81

2013 12 31

:

: :

		78,825,486.65	90,407,366.14
		39,435,386.56	26,156,063.75
		55,083,706.59	56,909,980.15
		639,915.57	4,728,485.33
			493,248.88
			169,112.85
		33,917,838.33	131,250,118.14
		90,919,670.58	78,710,093.38
			140,700,000.00
		1,432,529.61	
		300,254,533.89	529,524,468.62
		288,101,639.97	304,150,144.10
		395,406,115.51	390,523,247.78
		3,992,727.03	4,495,619.69
		261,264.92	200,317.91
		16,870,333.77	17,283,497.25
		1,352,149.78	1,501,685.17
		1,743,796.27	2,090,297.43
		26,548,216.82	31,555,124.13
		734,276,244.07	751,799,933.46
		1,034,530,777.96	1,281,324,402.08

		223,740,000.00	290,324,000.00
			10,000,000.00
		52,933,724.36	60,807,881.72
		3,210,998.02	7,905,895.52
		48,166,094.09	53,960,543.18
		2,291,630.77	5,742,799.73
		430,111.22	9,516,695.26
		2,996,776.78	2,224,384.75
		17,431,656.27	
		14,471,385.30	140,000,000.00
		365,672,376.81	580,482,200.16
		116,167.47	50,643,398.78
		134,673,199.23	142,888,392.47
		134,789,366.70	193,531,791.25
		500,461,743.51	774,013,991.41
		301,402,144.00	301,402,144.00
		36,847,008.54	36,847,008.54
		73,307,510.04	70,631,647.66
		122,512,371.87	98,429,610.47
		534,069,034.45	507,310,410.67
		1,034,530,777.96	1,281,324,402.08

2013 1 12

: :

		482,120,871.04	445,941,810.72
		482,120,871.04	445,941,810.72
		463,113,814.51	533,261,804.45
		372,210,587.42	357,201,302.09

2013 1 12

: :

		433,093,081.38	399,975,848.32
		347,617,703.45	331,964,894.25
		1,092,173.45	686,262.71
		9,158,758.08	8,736,606.42
		45,362,896.78	106,510,925.22
		22,883,325.22	42,437,250.13
		2,903,241.34	4,698,306.90
		6,142,772.64	706,651.03
		-4,048,504.13	-18,091,773.09
		10,217,755.70	-94,351,746.28
		22,131,199.88	205,027,975.10
		2,035,409.07	90,014,943.63
		33,207.47	16,578.97
		30,313,546.51	20,661,285.19
		3,554,922.73	3,211,914.20
		26,758,623.78	17,449,370.99
			-406.62
		26,758,623.78	17,448,964.37



		45,720,062.54	108,579,333.52
		170,500,000.00	85,000,000.00
		40,465,000.00	39,000,000.00
		256,685,062.54	232,579,333.52
		250,270,124.18	-50,054,040.59
		533,008,836.89	535,784,000.00
		94,473,921.79	161,264,000.00
		627,482,758.68	697,048,000.00
		587,008,836.89	710,524,000.00
		23,278,104.17	32,562,987.21
		1,922,148.00	1,582,816.00
		290,164,893.51	55,161,212.63
		900,451,834.57	798,248,199.84
		-272,969,075.89	-101,200,199.84
		-509,420.27	133,437.69
		51,558,780.57	8,902,001.18
		83,491,816.71	74,589,815.53
		135,050,597.28	83,491,816.71

2013 1 12

: :

		455,304,812.57	385,389,589.98
		2,932,185.13	7,963,000.62
		652,270,438.90	307,890,331.93
		1,110,507,436.60	701,242,922.53
		345,500,956.32	307,023,149.61
		48,887,351.02	44,308,503.95
		12,963,701.36	4,596,360.19
		669,388,460.82	166,334,728.44
		1,076,740,469.52	522,262,742.19
		33,766,967.08	178,980,180.34
		210,700,000.00	700,000.00
		22,853,638.50	29,841,907.74
		250,704.92	159,123.53
		158,772,301.72	99,206,195.04
		392,576,645.14	129,907,226.31
		41,778,512.78	102,638,690.99
		70,000,000.00	50,000,000.00
		41,465,000.00	53,000,000.00
		153,243,512.78	205,638,690.99
		239,333,132.36	-75,731,464.68
		510,008,836.89	515,784,000.00
		94,473,921.79	161,264,000.00
		604,482,758.68	677,048,000.00
		561,008,836.89	687,524,000.00
		19,942,155.18	29,318,959.84
		290,164,893.51	55,161,212.63
		871,115,885.58	772,004,172.47
		-266,633,126.90	-94,956,172.47
		-994,930.24	-182,024.73
		5,472,042.30	8,110,518.46
		73,353,444.35	65,242,925.89
		78,825,486.65	73,353,444.35



2013 1 12

: :

	301,402,144.00	37,580,839.09			70,631,647.66		93,076,253.65	-625,817.38	16,080,079.39	518,145,146.41
	301,402,144.00	37,580,839.09			70,631,647.66		93,076,253.65	-625,817.38	16,080,079.39	518,145,146.41
					2,675,862.38		27,968,580.93	103,427.66	3,379,243.18	34,127,114.15
							30,644,443.31		5,284,921.04	35,929,364.35
								103,427.66	44,326.14	147,753.80
							30,644,443.31	103,427.66	5,329,247.18	36,077,118.15

1										
2										
3										
					2,675,862.38		-2,675,862.38		-1,950,004.00	-1,950,004.00
1					2,675,862.38		-2,675,862.38			
2										
3									-1,950,004.00	-1,950,004.00
4										
1										
2										
3										
4										

1										
2										
	301,402,144.00	37,580,839.09			73,307,510.04		121,044,834.58	-522,389.72	19,459,322.57	552,272,260.56

: :

	301,402,144.00	37,581,245.71			68,886,710.56		77,195,241.64	-886,110.58	14,462,710.23	498,641,941.56
	301,402,144.00	37,581,245.71			68,886,710.56		77,195,241.64	-886,110.58	14,462,710.23	498,641,941.56
		-406.62			1,744,937.10		15,881,012.01	260,293.20	1,617,369.16	19,503,204.85
							17,625,949.11		3,177,246.94	20,803,196.05
		-406.62						260,293.20	111,554.22	371,440.80
		-406.62					17,625,949.11	260,293.20	3,288,801.16	21,174,636.85



2013 1 12

: :

	301,402,144.00	36,847,008.54			70,631,647.66		98,429,610.47	507,310,410.67
	301,402,144.00	36,847,008.54			70,631,647.66		98,429,610.47	507,310,410.67
					2,675,862.38		24,082,761.40	26,758,623.78
							26,758,623.78	26,758,623.78
							26,758,623.78	26,758,623.78

1								
2								
3								
					2,675,862.38		-2,675,862.38	
1					2,675,862.38		-2,675,862.38	
2.								
3								
4								
1								
2								
3								

4								
1								
2								
	301,402,144.00	36,847,008.54			73,307,510.04		122,512,371.87	534,069,034.45

: :

	301,402,144.00	36,847,415.16			68,886,710.56		82,725,176.58	489,861,446.30
	301,402,144.00	36,847,415.16			68,886,710.56		82,725,176.58	489,861,446.30
		-406.62			1,744,937.10		15,704,433.89	17,448,964.37

							17,449,370.99	17,449,370.99
		-406.62						-406.62



-406.62

17,449,370.99

17,44810.27840 7160 0 10.278



---

4								
1								
2								
3								
4								
1								
2								
	301,402,144.00	36,847,008.54			70,631,647.66		98,429,610.47	507,310,410.67


















---






--	--	--

---








---





---




---








---

--	--	--	--	--	--	--	--	--







---

--	--	--	--	--	--	--


--	--	--	--	--	--	--	--





---





---





---


---







---








---






---






--	--	--	--	--

---

--	--	--	--	--






---





--	--	--	--



---








---




---




---

















堯，櫟窗痲抽  
蚊  
宏，瓊蹉产銷

蔡，棖簾产銷

篔，綉掣絨酚癩蛸葦产銷

2014 3 19 2014  
40% 11,800



2.


---

--	--	--	--	--	--

---

2013

--	--	--	--	--	--







---




---

--	--	--	--	--



---






---

--	--	--















( )  
( )  
( )

2014 4 18